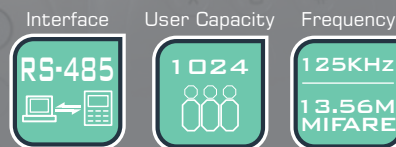


# Access Controller Networking / Stand-alone

Powerful  
Function  
**Hot Product**  
Simple Setting

AR-721H



Take actual objects as products standards and pictures are just for reference

## Features

- RS-485 communication interface
- Supporting WG port for anti-pass-back function
- TTL serial output for various application and lift control
- 2 optional frequencies: 125KHz/13.56MHz
- 3 control modes: M4/M6/M8
- User capacity: 1,024 / Event log: 1,200
- 3 access modes: Card only, Card or PIN, Card and PIN
- Built-in Watchdog to prevent system from hanging
- Built-in Real Time Clock & Anti-Tamper functions
- Including the input of door sensor, offering the alarm system of both door opening too long and being forced to open
- Built-in Multi-Output: Door Lock/Alarm/Arming/Duress/Card Presenting
- 11 sets of Time Zone for various accessing in network
- 2 sets of Auto-Open Zone editable by stand-alone operation
- Intelligent to shift for stand-alone or networking mode while system disconnected
- Auto-lock of the keypad for 30 seconds after continuous failed operation by 3 times
- Coordinating with softwares for further application on access control, time attendance, payroll, and door/sensor image-monitor function
- Flexible to integrate with other equipment
- 1 bi-color LED and 1 beeper for identification

**SOYAL**<sup>®</sup>

ACCESS CONTROL SYSTEM

RFID solutions · Proximity & Smart cards · Hardware & Software OEM/ODM Service

RoHS Compliant SOR FC CE MA

# Access Controller AR-721H

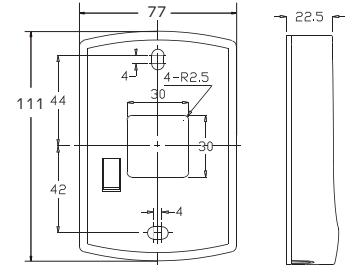


## Specification

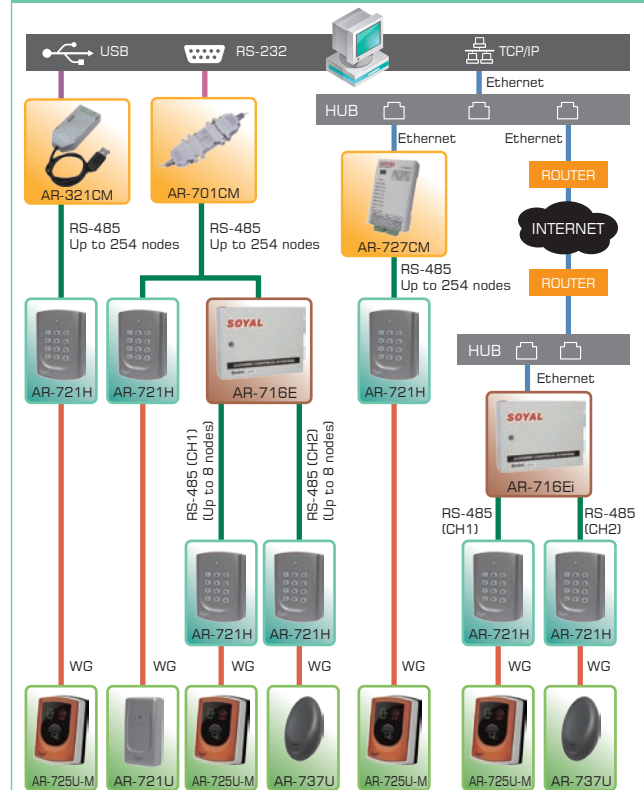
Frequency	125KHz	13.56MHz
Standard	EM Standard	·ISO14443A ·ISO15693 ·ISO14443A/B+15693
Reading Range (Depending on frequency)	10-18cm	3-8cm
Power Supply	9-16VDC	
Power Consumption	<3W	
Communication Interface	RS-485	
Baud Rate	9600 bps(N,8,1)	
Operating Temperature	-20°C to +75°C	
Digital Input	1 Door Open Button/1 Door Sensor	
Relay Output	Door Relay	
Door Relay Time	Toggle, 0.1-600 Sec.	
Alarm Relay Time	Toggle, 1-600 Sec.	
Tamper Switch	Limit Switch (Form C)	
User Capacity	M4/M8	1,024
	M6	65,000
Event Log	M4/M8	1,200
Aux.WG Port	WG26/34	
Anti-pass-back	Yes(Only forM4/M8)	
Lift Control	32 Stops, 1,024 Users	
Serial Port	TTL(4800bps,N,8,1)(Shared with alarm Output)	
Real Time Clock	Yes	
LCD Panel	No	
Door Bell Button	No	
Transistor Output	Duress/Alarm/Arming LED	
Weatherproof	No	
Indicator	1Bi-Color LED &1Beeper	
Keypad	Rubber	
Housing Material	ABS	
Time Zone	11/63(Connect to Multi-Door Networking Controller)	
Operating Mode	Stand-Alone/Networking	
Color	Gray/Silver	
Dimension(mm)	111(L)X77(W)X26(H)	
Weight(g)	100±10	

## Dimension(mm)

### AR-721H



## Structure



## M4/M6/M8 access mode

M4 (Stand-Alone/ Networking)	<ul style="list-style-type: none"> <li>•Card Only</li> <li>•Card and PIN(4 Digit Individual PIN)</li> <li>•Card or PIN(5 Digit user address+4 Digit Individual PIN)</li> </ul>
M6 (Stand-Alone)	<ul style="list-style-type: none"> <li>•Card Only</li> <li>•Card and PIN(4 Digit Public PIN=Arming Code)</li> <li>•Card or PIN(4 Digit Public PIN=Duess Code)</li> </ul>
M8 (Stand-Alone/ Networking)	<ul style="list-style-type: none"> <li>•Card Only</li> <li>•Card and PIN(4Digit Individual PIN)</li> <li>•Card or PIN(4Digit Individual PIN)</li> </ul>

## Diagram of Basic application for single door

