


# Multi-Door Networking Controller

## RS-485 or TCP/IP Networking



AR-716E/Ei



**AR-727iV2**  
Serial-to-Ethernet Device Module

**AR-716E-IO**  
Extension Relay Board

18-Door Controller

Interface

huge amount of user capacity



## Features

### AR-716E/Ei

- Supports alarm output when device is disconnected
- 4 Digital Inputs support Open All Doors function in case of emergency
- Data and timer can be kept for 60 days after power down
- Built-in power and data transmission LED indicators for debugging and status
- 63 Time Zones can be set up holidays and levels, and combine with other time zones
- Each user can be set to allow to enter/exit assigned doors with 16 sets anti-pass-back function
- Alternative door group control selection: cluster door group or individual door group
- With 4 replay outputs and 4 sets of passwords to control devices by from readers
- Supports Wiegand and RS-485 reader interfaces, for 16+2 door control (two RS-485 ports for 16 RS-485 readers; two WG ports for 2 WG readers)
- AR-716Ei is built with network card, for connecting to LAN or internet; Supports TCP/UDP, DHCP, IGMPv2, SNMPv1, v2c, v3, ARP protocol

### AR-716E-IO

- An extension relay board for AR-716E
- 8 optical isolation inputs, replacing the door open button of door node ID 1,2,3,4,9,10,11 and 12
- 8 relay outputs of Form C, replacing the door relays of door node ID 1,2,3,4,9,10,11 and 12
- Door open time can be set by software

### AR-727iV2

- Built-in 10/100Mbps Ethernet and TTL interface. Supporting TCP/UDP, DHCP, IGMP v2, SNMP v1, v2c, v3, ARP protocol
- Provides easy-to-set IP setting, with DHCP/IP switching function, for setting IP parameter remotely or by serial port
- With its compact size, it can be operated as an intelligent communication IC to be installed onto AR-716E. Built-in Ethernet interface component only need an external RJ-45 to connect with Ethernet

**SOYAL**<sup>®</sup>

ACCESS CONTROL SYSTEM RFID solutions · Proximity & Smart cards · Hardware & Software OEM/ODM Service




# Multi-Door Networking Controller AR-716E/Ei

## Specification AR-716E/Ei



User Capacity	15,000	
Event Log	11,000	
Power Supply	15-24VDC	
Power Consumption	<2.5W	
Interface	Host Channel	
	AR-716E	RS-485 ,9600bps(N,8,1)
	AR-716Ei	Ethernet ,10/100M Base T
	RS-485 Reader X 2 Ports	
	WG Reader X 2 Ports	
Operating Temperature	-20 °C to +75 °C	
Digital Input	4+8(AR-716-IO)	
Replay Output	4+8(AR-716-IO)	
External RS-485 Reader	16	
External WG Reader	2	
Anti-Pass-Back	Yes	
Door Group	255	
Time Zone	63	
Dimension(mm)	180(L)X231(W)X62(H)	
Weight(g)	1,840±10	
Material	Metal	
Miscellaneous	Support UPS	

## Extension Relay Board AR-716-IO




Digital Input	8
Replay Output	8

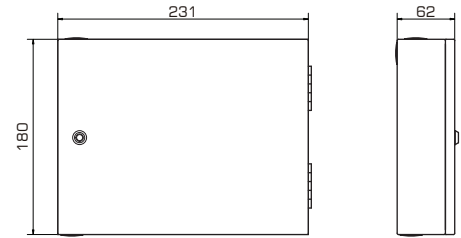
## Serial-to-Ethernet Device Module AR-727iV2



Interface	10/100M Base T Ethernet ↔ UART(TTL)
Baud Rate	4800bps-115200bps
Power Supply	5VDC
Power Consumption	<0.5W
Operating Temperature	-20 °C to +75 °C
Protocol	TCP/UDP,DHCP,IGMP v2,SNMPv1,v2c,v3,ARP
Dimension(mm)	45(L)X28(W)X14(H)
Weight(g)	15
Miscellaneous	AUTO MDI/MDIX



## Dimension(mm)



## Structure

